



अमृत महा आवास अभियान २०२२-२३

दैनिक प्रगती अहवाल : १७.०५.२०२३

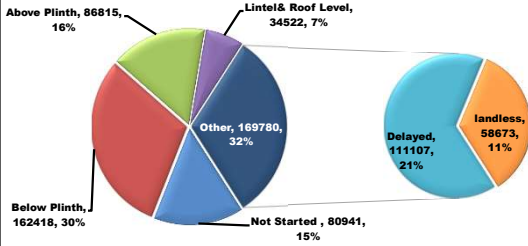
प्रधानमंत्री आवास योजना ग्रामीण – मंजूरी, पूर्ण घरकुले, हप्ते वितरण, भूमिहीन, आर्थिकदृष्ट्या अपुर्ण
राज्य पुरस्कृत ग्रामीण आवास योजना – मंजूरी, पूर्ण घरकुले, हप्ते वितरण, आर्थिकदृष्ट्या अपुर्ण

योजना	एकूण मंजूरी	दैनिक मंजूरी	एकूण पूर्ण	दैनिक पूर्ण घरकुले	दैनिक पहिला हप्ता वितरित	दैनिक दुसरा हप्ता वितरित	दैनिक तिसरा हप्ता वितरित
प्रधानमंत्री आवास योजना ग्रामीण	१४०९४८८	०	१०४५२३२	४९७	७४५	२४१६	२७१९
राज्य योजना	५६५९०९	३५६	४०६१५३	१८३	६३२	६३२	४९८
एकूण	१९७५३९७	३५६	१४५१३८५	६८०	१३७७	३०४८	३२१७

PMAY-G Completion Progress Bar

74.2%

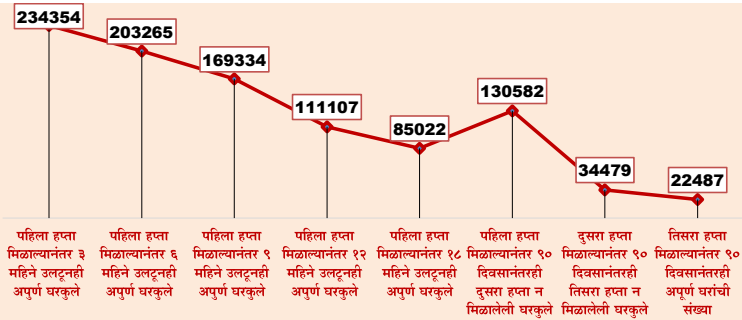
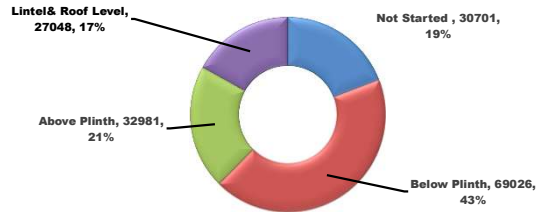
PMAY-G: Incomplete Houses bifurcation



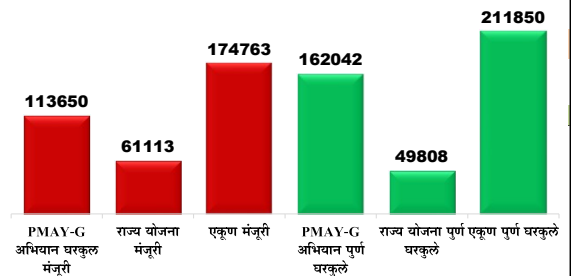
State Schemes Progress Bar

71.8%

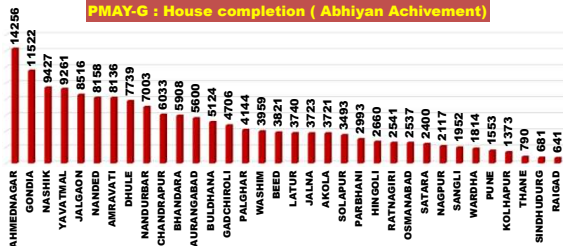
State Schemes: Incomplete Houses bifurcation



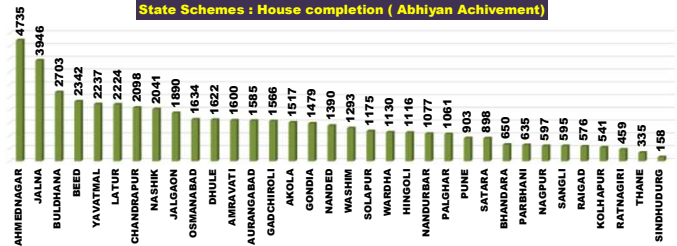
Abhiyan Achievement Day 178



PMAY-G : House completion (Abhiyan Achievement)



State Schemes : House completion (Abhiyan Achievement)

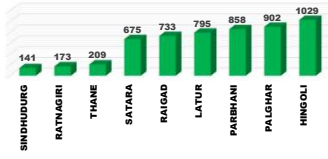


राज्य व्यवस्थापन कक्ष- ग्रामीण गृहनिर्माण

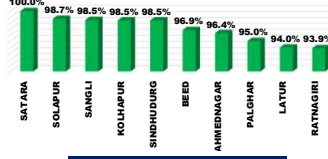
४ था मजला, दक्षिण कक्ष, सिडको भवन, सीबीडी बेलापूर, नवी मुंबई - ४०० ६१४.

Top and Bottom Ten Districts

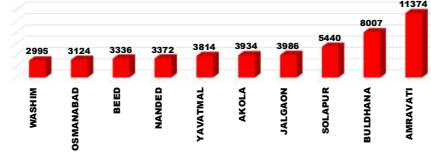
PMAY-G Delayed Houses TOP 10 Dist.



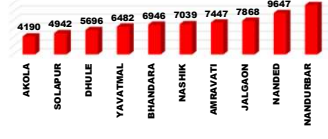
State Schemes Sanction TOP 10 Dist.



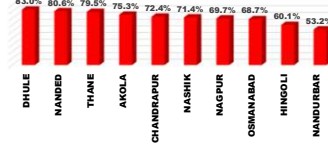
PMAY-G Remaining 1st Installments Bottom 10 Dist.




PMAY-G Delayed Houses Bottom 10 Dist.



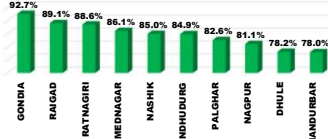
State Schemes Sanction Bottom 10 Dist.



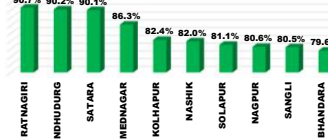
PMAY-G Remaining 2nd Installments Bottom 10 Dist.



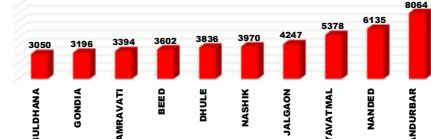
PMAY-G Completion TOP 10 Dist.



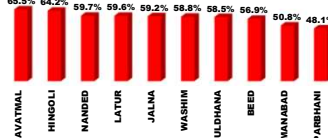
State Schemes Completion TOP 10 Dist.



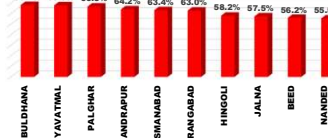
PMAY-G Remaining 3rd Installments Bottom 10 Dist.



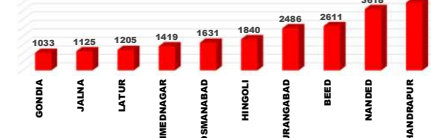
PMAY-G Completion Bottom 10 Dist.



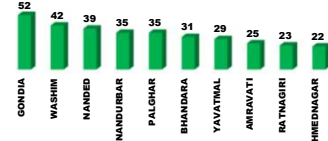
State Schemes Completion Bottom 10 Dist.



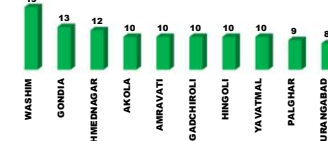
State Schemes Remaining 1st Installments Bottom 10 Dist.



PMAY-G Daily Completion Top 10 Dist.



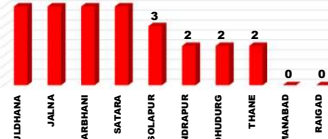
State Schemes Daily Completion Top 10 Dist.



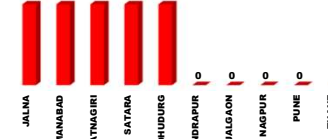
State Schemes Remaining 2nd Installments Bottom 10 Dist.



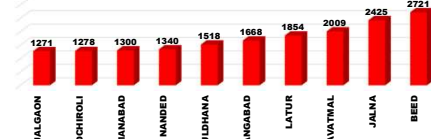
PMAY-G Daily Completion Bottom 10 Dist.



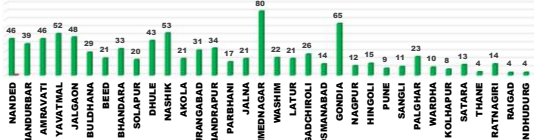
State Schemes Daily Completion Bottom 10 Dist.



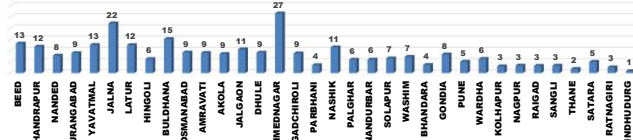
State Schemes Remaining 3rd Installments Bottom 10 Dist.



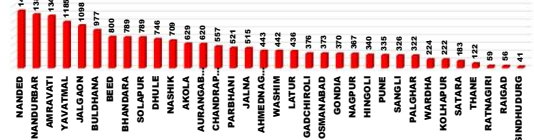
PMAY-G : Current Pace of Completion Per Day (Abhiyan)



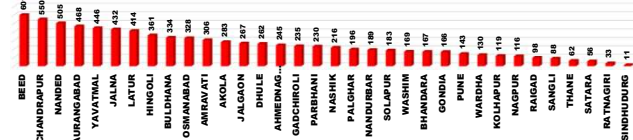
State Schemes : Current Pace of Completion Per Day (Abhiyan)



PMAY-G Required Pace of Completion Per Day



State Schemes Required Pace of Completion Per Day



प्रधानमंत्री आवास योजना ग्रामीण - मंजूरी (PWL+Awaas Plus)

Sr. No.	Division	Target (PWL+Awaas Plus)	16.05.2023	17.05.2023	Daily_Achievement	Remaining
1	NASHIK DIV.	414844	413628	413616	0	1228
2	AMRAVATI DIV.	274788	274304	274303	0	485
3	AURANGABAD DIV.	238003	237302	237302	0	701
4	NAGPUR DIV.	291909	291234	291229	0	680
5	KONKAN DIV.	69832	69612	69611	0	221
6	PUNE DIV.	124406	123443	123427	0	979
Total		1413782	1409523	1409488	0	4294

Sr. No.	District	Target (PWL+Awaas Plus)	16.05.2023	17.05.2023	Daily_Achievement	Remaining
1	AHMEDNAGAR	60791	60756	60756	0	35
2	AKOLA	48792	48778	48778	0	14
3	AMRAVATI	95513	95266	95266	0	247
4	AURANGABAD	36740	36514	36514	0	226
5	BEED	35310	35253	35253	0	57
6	BULDHANA	44752	44713	44713	0	39
7	CHANDRAPUR	43093	42958	42958	0	135
8	DHULE	64999	64917	64917	0	82
9	GADCHIROLI	31703	31615	31615	0	88
10	HINGOLI	18109	18083	18083	0	26
11	JALNA	24038	24023	24023	0	15
12	KOLHAPUR	17658	17646	17646	0	12
13	LATUR	20679	20493	20493	0	186
14	NAGPUR	37006	36991	36991	0	15
15	NANDED	69533	69463	69463	0	70
16	NASHIK	89735	89683	89683	0	52
17	OSMANABAD	14506	14411	14411	0	95
18	PALGHAR	35376	35188	35188	0	188
19	PARBHANI	19088	19062	19062	0	26
20	PUNE	20541	20527	20527	0	14
21	RAIGAD	9830	9820	9820	0	10
22	SINDHUDURG	5133	5133	5133	0	0
23	SOLAPUR	49095	48394	48394	0	701
24	THANE	9605	9599	9599	0	6
25	WARDHA	18633	18607	18607	0	26
26	WASHIM	20390	20362	20362	0	28
27	NANDURBAR	119606	118959	118958	-1	648
28	RATNAGIRI	9888	9872	9871	-1	17
29	YAVATMAL	65341	65185	65184	-1	157
30	BHANDARA	64981	64922	64920	-2	61
31	SANGLI	21783	21613	21611	-2	172
32	GONDIA	96493	96141	96138	-3	355
33	JALGAON	79713	79313	79302	-11	411
34	SATARA	15329	15263	15249	-14	80
Total		1413782	1409523	1409488	0	4294

Remaining Sanction RANK

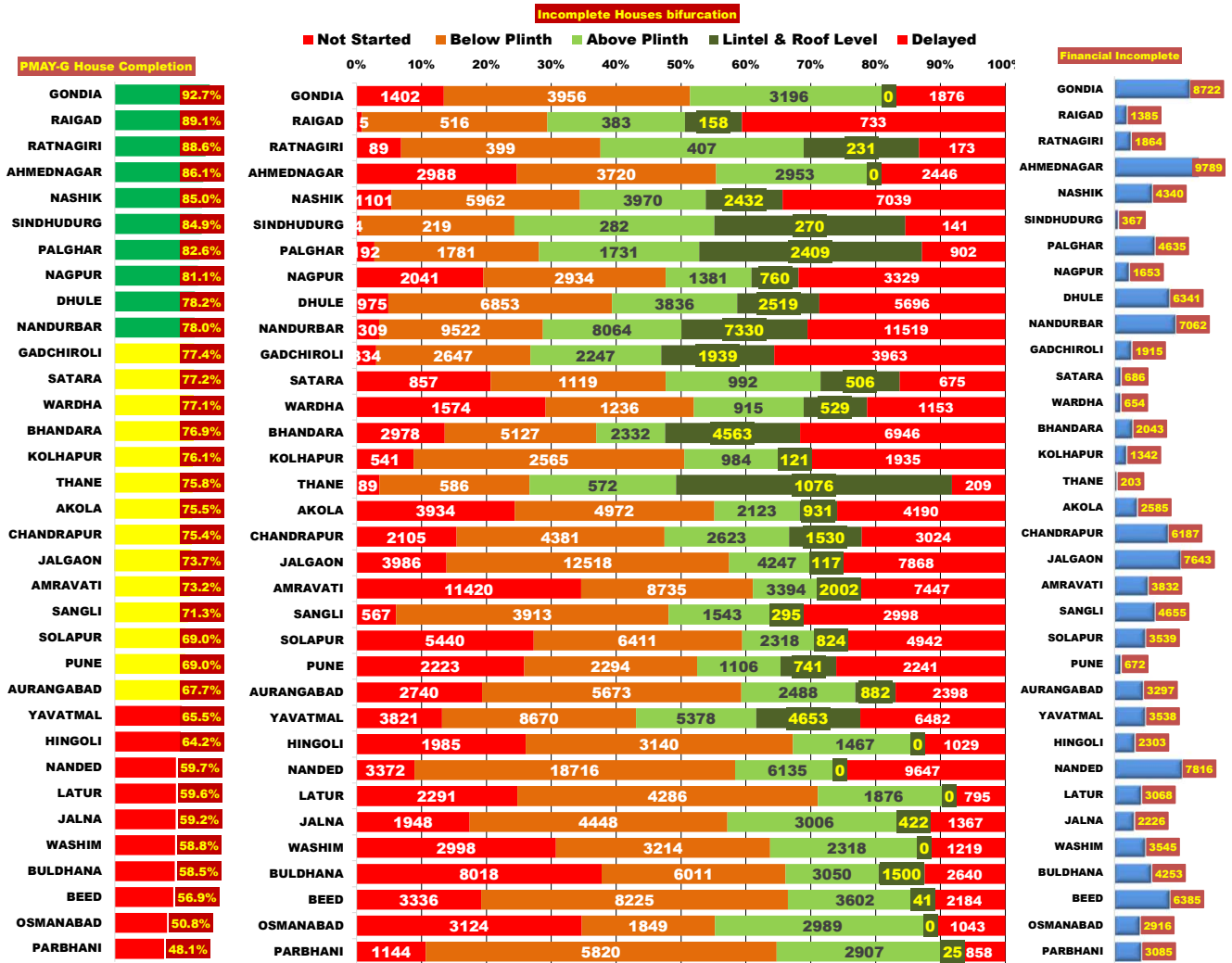
SINDHUDURG	0
THANE	6
RAIGAD	10
KOLHAPUR	12
AKOLA	14
PUNE	14
JALNA	15
NAGPUR	15
RATNAGIRI	17
HINGOLI	26
PARBHANI	26
WARDHA	26
WASHIM	28
AHMEDNAGAR	35
BULDHANA	39
NASHIK	52
BEED	57
BHANDARA	61
NANDED	70
SATARA	80
DHULE	82
GADCHIROLI	88
OSMANABAD	95
CHANDRAPUR	135
YAVATMAL	157
SANGLI	172
LATUR	186
PALGHAR	188
AURANGABAD	226
AMRAVATI	247
GONDIA	355
JALGAON	411
NANDURBAR	648
SOLAPUR	701

प्रधानमंत्री आवास योजना - ग्रामीण : भूमिहीन लाभार्थी अहवाल

Sr. No.	District	Google Sheet Report			AwaasSoft Report			
		Total Landless	Provided land	Remaining	Landless beneficiaries tagged in AwaasSoft	Landless beneficiaries provided land	Remaining Landless	Remaining Tag (provided land)
1	DHULE	18	18	0	18	18	0	0
2	GADCHIROLI	8	8	0	8	8	0	0
3	NANDURBAR	0	0	0	0	0	0	0
4	PALGHAR	11	9	2	11	11	0	-2
5	RAIGAD	6	6	0	6	6	0	0
6	RATNAGIRI	23	23	0	23	23	0	0
7	SINDHUDURG	420	420	0	420	420	0	0
8	KOLHAPUR	257	238	19	257	227	30	11
9	THANE	127	69	58	127	60	67	9
10	NANDED	362	319	43	362	242	120	77
11	GONDIA	2450	2450	0	2450	2327	123	123
12	BEED	212	125	87	212	72	140	53
13	SANGLI	430	198	232	413	144	269	54
14	PARBHANI	331	63	268	331	54	277	9
15	SATARA	1304	659	645	1294	630	664	29
16	NASHIK	1802	1324	478	1803	1072	731	252
17	HINGOLI	1713	795	918	1713	466	1247	329
18	CHANDRAPUR	2769	1221	1548	2745	1486	1259	-265
19	JALNA	1381	406	975	1374	85	1289	321
20	WARDHA	2803	1666	1137	2829	1347	1482	319
21	NAGPUR	5054	3588	1466	5023	3422	1601	166
22	JALGAON	22928	20121	2807	22902	20969	1933	-848
23	LATUR	2299	1121	1178	2310	271	2039	850
24	PUNE	2924	1602	1322	2924	885	2039	717
25	BHANDARA	5782	3543	2239	5669	3266	2403	277
26	OSMANABAD	2470	287	2183	2470	56	2414	231
27	YAVATMAL	3612	1450	2162	3674	1253	2421	197
28	WASHIM	3457	1398	2059	3443	865	2578	533
29	AURANGABAD	3297	1733	1564	3290	288	3002	1445
30	AHMEDNAGAR	7756	4183	3573	7759	4451	3308	-268
31	AKOLA	7072	3935	3137	7367	3903	3464	32
32	SOLAPUR	7297	3684	3613	7228	1410	5818	2274
33	BULDHANA	15191	10571	4620	15214	7804	7410	2767
34	AMRAVATI	21529	12817	8712	21559	11392	10167	1425
	Total	127095	80050	47045	127228	68933	58295	12500

प्रधानमंत्री आवास योजना ग्रामीण - पूर्ण घरकूले

Sr. No.	Division	Sanction	16.05.2023	17.05.2023	Daily Achievement	Remaining	Avg. Completed Per Day From 20.11.22 to Today	To be Completed in Per Day till 05.06.23
1	NAGPUR DIV.	291229	240111	240228	117	51001	180	2684
2	AMRAVATI DIV.	274303	187244	187358	114	86945	170	4576
3	NASHIK DIV.	413616	330363	330455	92	83161	264	4377
4	AURANGABAD DIV.	237302	140714	140793	79	96509	187	5079
5	KONKAN DIV.	69611	58143	58205	62	11406	49	600
6	PUNE DIV.	123427	88160	88193	33	35234	61	1854
Total		1409488	1044735	1045232	497	364256	910	19171



प्रधानमंत्री आवास योजना ग्रामीण - पूर्ण घरकूले

Sr. No.	District	Sanction	16.05.2023	17.05.2023	Daily Achievement	Remaining	Aug. Completed Per Day From 20.11.22 to Today	To be Completed in Per Day till 05.06.23
1	GONDIA	96138	89048	89100	52	7038	65	370
2	WASHIM	20362	11923	11965	42	8397	22	442
3	NANDED	69463	41429	41468	39	27995	46	1473
4	NANDURBAR	118958	92698	92733	35	26225	39	1380
5	PALGHAR	35188	29040	29075	35	6113	23	322
6	BHANDARA	64920	49889	49920	31	15000	33	789
7	YAVATMAL	65184	42640	42669	29	22515	52	1185
8	AMRAVATI	95266	69736	69761	25	25505	46	1342
9	RATNAGIRI	9871	8722	8745	23	1126	14	59
10	AHMEDNAGAR	60756	52314	52336	22	8420	80	443
11	JALGAON	79302	58419	58434	15	20868	48	1098
12	NAGPUR	36991	29995	30010	15	6981	12	367
13	AKOLA	48778	36804	36818	14	11960	21	629
14	GADCHIROLI	31615	24461	24473	12	7142	26	376
15	HINGOLI	18083	11606	11618	12	6465	15	340
16	KOLHAPUR	17646	13424	13435	11	4211	8	222
17	DHULE	64917	50724	50734	10	14183	43	746
18	NASHIK	89683	76208	76218	10	13465	53	709
19	PUNE	20527	14153	14163	10	6364	9	335
20	AURANGABAD	36514	24723	24732	9	11782	31	620
21	BEED	35253	20043	20049	6	15204	21	800
22	LATUR	20493	12209	12214	5	8279	21	436
23	SANGLI	21611	15414	15419	5	6192	11	326
24	WARDHA	18607	14348	14353	5	4254	10	224
25	BULDHANA	44713	26141	26145	4	18568	29	977
26	JALNA	24023	14225	14229	4	9794	21	515
27	PARBHANI	19062	9162	9166	4	9896	17	521
28	SATARA	15249	11771	11775	4	3474	13	183
29	SOLAPUR	48394	33398	33401	3	14993	20	789
30	CHANDRAPUR	42958	32370	32372	2	10586	34	557
31	SINDHUDURG	5133	4356	4358	2	775	4	41
32	THANE	9599	7274	7276	2	2323	4	122
33	OSMANABAD	14411	7317	7317	0	7094	14	373
34	RAIGAD	9820	8751	8751	0	1069	4	56
Total		1409488	1044735	1045232	497	364256	910	19171

राज्यपुरस्कृत आवास योजना ग्रामीण - मंजूरी

Sr. No.	Division	Target	16.05.2023	17.05.2023	Daily_Achievement	Remaining
1	NASHIK DIV.	141552	111592	111823	231	29729
2	KONKAN DIV.	34744	31496	31538	42	3206
3	NAGPUR DIV.	118430	95936	95977	41	22453
4	AURANGABAD DIV.	200327	168366	168392	26	31935
5	PUNE DIV.	65859	63380	63392	12	2467
6	AMRAVATI DIV.	110155	94783	94787	4	15368
Total		671067	565553	565909	356	105158

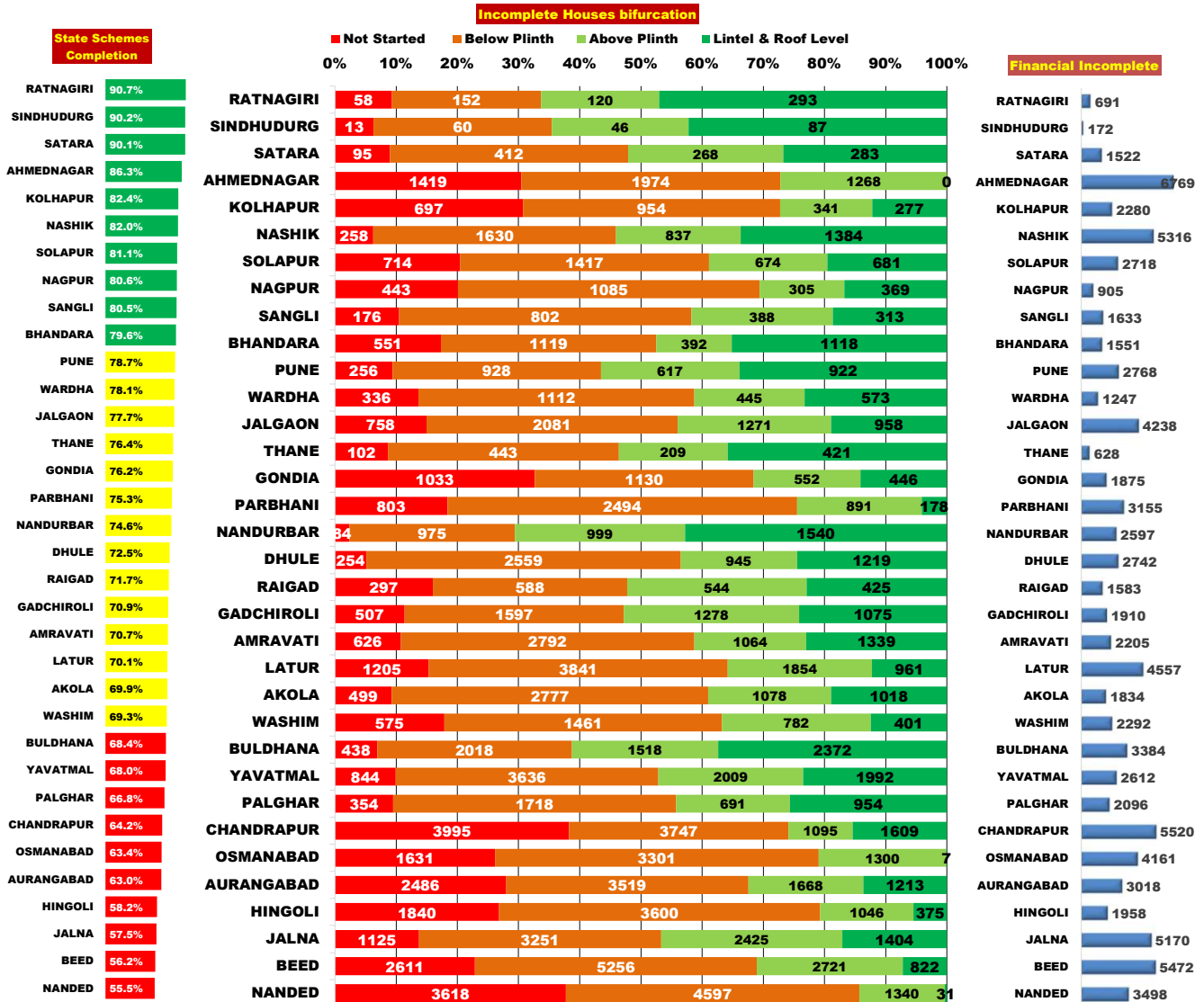
Sr. No.	District	Target	16.05.2023	17.05.2023	Daily_Achievement	Remaining
1	AHMEDNAGAR	35298	33783	34010	227	1288
2	RAIGAD	7418	6509	6550	41	868
3	CHANDRAPUR	40285	29113	29149	36	11136
4	BEED	26878	26019	26035	16	843
5	KOLHAPUR	13090	12879	12889	10	201
6	JALNA	20609	19311	19320	9	1289
7	AMRAVATI	23224	19878	19882	4	3342
8	BHANDARA	17612	15599	15601	2	2011
9	DHULE	21790	18086	18088	2	3702
10	GADCHIROLI	16834	15330	15332	2	1502
11	NANDURBAR	26578	14138	14140	2	12438
12	PUNE	14672	12773	12775	2	1897
13	GONDIA	14261	13289	13290	1	971
14	PARBHANI	19784	17648	17649	1	2135
15	THANE	6264	4980	4981	1	1283
16	AKOLA	23681	17823	17823	0	5858
17	AURANGABAD	26141	24044	24044	0	2097
18	BULDHANA	21702	20075	20075	0	1627
19	HINGOLI	27298	16399	16399	0	10899
20	JALGAON	25851	22723	22723	0	3128
21	LATUR	28004	26315	26315	0	1689
22	NAGPUR	16291	11355	11355	0	4936
23	NANDED	26760	21565	21565	0	5195
24	NASHIK	32035	22862	22862	0	9173
25	OSMANABAD	24853	17065	17065	0	7788
26	PALGHAR	11792	11208	11208	0	584
27	RATNAGIRI	7129	6691	6691	0	438
28	SANGLI	8732	8604	8604	0	128
29	SATARA	10647	10647	10647	0	0
30	SINDHUDURG	2141	2108	2108	0	33
31	SOLAPUR	18718	18477	18477	0	241
32	WARDHA	13147	11250	11250	0	1897
33	WASHIM	11503	10491	10491	0	1012
34	YAVATMAL	30045	26516	26516	0	3529
Total		671067	565553	565909	356	105158

Remaining Sanction RANK

SATARA	0
SINDHUDURG	33
SANGLI	128
KOLHAPUR	201
SOLAPUR	241
RATNAGIRI	438
PALGHAR	584
BEED	843
RAIGAD	868
GONDIA	971
WASHIM	1012
THANE	1283
AHMEDNAGAR	1288
JALNA	1289
GADCHIROLI	1502
BULDHANA	1627
LATUR	1689
PUNE	1897
WARDHA	1897
BHANDARA	2011
AURANGABAD	2097
PARBHANI	2135
JALGAON	3128
AMRAVATI	3342
YAVATMAL	3529
DHULE	3702
NAGPUR	4936
NANDED	5195
AKOLA	5858
OSMANABAD	7788
NASHIK	9173
HINGOLI	10899
CHANDRAPUR	11136
NANDURBAR	12438

राज्यपुरस्कृत आवास योजना ग्रामीण - पूर्ण घरकूले

Sr. No.	Division	Sanction	16.05.2023	17.05.2023	Daily Achievement	Remaining	Avg. Completed Per Day From 20.11.22 to Today	To be Completed in Per Day till 05.06.23
1	AMRAVATI DIV.	94787	65493	65548	55	29239	53	1539
2	AURANGABAD DIV.	168392	104940	104978	38	63414	84	3338
3	NAGPUR DIV.	95977	70029	70065	36	25912	42	1364
4	NASHIK DIV.	111823	89395	89422	27	22401	64	1179
5	KONKAN DIV.	31538	23948	23963	15	7575	15	399
6	PUNE DIV.	63392	52165	52177	12	11215	23	590
Total		565909	405970	406153	183	159756	280	8408



राज्यपुरस्कृत आवास योजना ग्रामीण - पूर्ण घरकूले

Sr. No.	District	Sanction	16.05.2023	17.05.2023	Daily Achievement	Remaining	Avg. Completed Per Day From 20.11.22 to Today	To be Completed in Per Day till 05.06.23
1	WASHIM	10491	7253	7272	19	3219	7	169
2	GONDIA	13290	10116	10129	13	3161	8	166
3	AHMEDNAGAR	34010	29349	29361	12	4649	27	245
4	AKOLA	17823	12441	12451	10	5372	9	283
5	AMRAVATI	19882	14051	14061	10	5821	9	306
6	GADCHIROLI	15332	10865	10875	10	4457	9	235
7	HINGOLI	16399	9528	9538	10	6861	6	361
8	YAVATMAL	26516	18025	18035	10	8481	13	446
9	PALGHAR	11208	7482	7491	9	3717	6	196
10	AURANGABAD	24044	15150	15158	8	8886	9	468
11	WARDHA	11250	8776	8784	8	2466	6	130
12	NANDED	21565	11972	11979	7	9586	8	505
13	BULDHANA	20075	13723	13729	6	6346	15	334
14	DHULE	18088	13105	13111	6	4977	9	262
15	NANDURBAR	14140	10536	10542	6	3598	6	189
16	BHANDARA	15601	12416	12421	5	3180	4	167
17	KOLHAPUR	12889	10615	10620	5	2269	3	119
18	PARBHANI	17649	13278	13283	5	4366	4	230
19	LATUR	26315	18450	18454	4	7861	12	414
20	RAIGAD	6550	4692	4696	4	1854	3	98
21	SOLAPUR	18477	14987	14991	4	3486	7	183
22	NASHIK	22862	18750	18753	3	4109	11	216
23	BEED	26035	14623	14625	2	11410	13	601
24	SANGLI	8604	6923	6925	2	1679	3	88
25	JALNA	19320	11114	11115	1	8205	22	432
26	OSMANABAD	17065	10825	10826	1	6239	9	328
27	RATNAGIRI	6691	6067	6068	1	623	3	33
28	SATARA	10647	9588	9589	1	1058	5	56
29	SINDHUDURG	2108	1901	1902	1	206	1	11
30	CHANDRAPUR	29149	18703	18703	0	10446	12	550
31	JALGAON	22723	17655	17655	0	5068	11	267
32	NAGPUR	11355	9153	9153	0	2202	3	116
33	PUNE	12775	10052	10052	0	2723	5	143
34	THANE	4981	3806	3806	0	1175	2	62
	Total	565909	405970	406153	183	159756	280	8408

प्रधानमंत्री आवास योजना ग्रामीण - हप्ते वितरण

Sr. No.	Division	1st Installment (Daily Achievement)	1st Installment Remaining	2nd Installment (Daily Achievement)	2nd Installment Remaining	3rd Installment (Daily Achievement)	3rd Installment Remaining
1	AMRAVATI DIV.	295	30124	657	31602	585	16263
2	NAGPUR DIV.	93	10221	514	20281	776	12694
3	AURANGABAD DIV.	170	19909	555	52157	498	24470
4	NASHIK DIV.	120	10359	490	38575	575	23070
5	PUNE DIV.	66	9502	142	16302	179	6943
6	KONKAN DIV.	1	386	58	3501	106	3375
Total		745	80501	2416	162418	2719	86815

PMAY-G 1st Ins Pending

SINDHUDURG	4
RAIGAD	12
RATNAGIRI	89
THANE	89
PALGHAR	192
GADCHIROLI	309
SANGLI	441
KOLHAPUR	541
SATARA	857
DHULE	975
NASHIK	1101
PARBHANI	1144
NANDURBAR	1309
GONDIA	1402
WARDHA	1574
NAGPUR	1906
JALNA	1918
HINGOLI	1985
CHANDRAPUR	2052
PUNE	2223
LATUR	2291
AURANGABAD	2739
BHANDARA	2978
AHMEDNAGAR	2988
WASHIM	2995
OSMANABAD	3124
BEED	3336
NANDED	3372
YAVATMAL	3814
AKOLA	3934
JALGAON	3986
SOLAPUR	5440
BULDHANA	8007
AMRAVATI	11374

PMAY-G 2nd Ins Pending

SINDHUDURG	219
RATNAGIRI	399
RAIGAD	516
THANE	586
SATARA	1119
WARDHA	1236
PALGHAR	1781
OSMANABAD	1849
PUNE	2294
KOLHAPUR	2565
GADCHIROLI	2647
NAGPUR	2934
HINGOLI	3140
WASHIM	3214
AHMEDNAGAR	3720
SANGLI	3913
GONDIA	3956
LATUR	4286
CHANDRAPUR	4381
JALNA	4448
AKOLA	4972
BHANDARA	5127
AURANGABAD	5673
PARBHANI	5820
NASHIK	5962
BULDHANA	6011
SOLAPUR	6411
DHULE	6853
BEED	8225
YAVATMAL	8670
AMRAVATI	8735
NANDURBAR	9522
JALGAON	12518
NANDED	18716

PMAY-G 3rd Ins Pending

SINDHUDURG	282
RAIGAD	383
RATNAGIRI	407
THANE	572
WARDHA	915
KOLHAPUR	984
SATARA	992
PUNE	1106
NAGPUR	1381
HINGOLI	1467
SANGLI	1543
PALGHAR	1731
LATUR	1876
AKOLA	2123
GADCHIROLI	2247
WASHIM	2318
SOLAPUR	2318
BHANDARA	2332
AURANGABAD	2488
CHANDRAPUR	2623
PARBHANI	2907
AHMEDNAGAR	2953
OSMANABAD	2989
JALNA	3006
BULDHANA	3050
GONDIA	3196
AMRAVATI	3394
BEED	3602
DHULE	3836
NASHIK	3970
JALGAON	4247
YAVATMAL	5378
NANDED	6135
NANDURBAR	8064

प्रधानमंत्री आवास योजना ग्रामीण - हप्ते वितरण

Sr. No.	District	1st Installment (Daily Achievement)	1st Installment Remaining	2nd Installment (Daily Achievement)	2nd Installment Remaining	3rd Installment (Daily Achievement)	3rd Installment Remaining
1	NANDURBAR	30	1309	313	9522	336	8064
2	GONDIA	22	1402	271	3956	329	3196
3	YAVATMAL	40	3814	242	8670	253	5378
4	NANDED	26	3372	257	18716	184	6135
5	AMRAVATI	96	11374	206	8735	161	3394
6	BULDHANA	108	8007	99	6011	55	3050
7	BHANDARA	19	2978	67	5127	172	2332
8	AKOLA	42	3934	105	4972	77	2123
9	CHANDRAPUR	19	2052	88	4381	115	2623
10	SOLAPUR	54	5440	74	6411	89	2318
11	AHMEDNAGAR	22	2988	67	3720	124	2953
12	JALNA	39	1918	74	4448	35	3006
13	BEED	29	3336	48	8225	55	3602
14	JALGAON	42	3986	43	12518	47	4247
15	AURANGABAD	3	2739	47	5673	75	2488
16	NASHIK	12	1101	53	5962	54	3970
17	GADCHIROLI	7	309	37	2647	68	2247
18	LATUR	15	2291	34	4286	63	1876
19	PARBHANI	15	1144	59	5820	23	2907
20	NAGPUR	14	1906	32	2934	46	1381
21	HINGOLI	13	1985	30	3140	44	1467
22	PALGHAR	1	192	30	1781	54	1731
23	WARDHA	12	1574	19	1236	46	915
24	SATARA	1	857	10	1119	46	992
25	OSMANABAD	30	3124	6	1849	19	2989
26	WASHIM	9	2995	5	3214	39	2318
27	PUNE	9	2223	21	2294	18	1106
28	KOLHAPUR	2	541	27	2565	17	984
29	DHULE	14	975	14	6853	14	3836
30	RATNAGIRI	0	89	15	399	24	407
31	SANGLI	0	441	10	3913	9	1543
32	SINDHUDURG	0	4	2	219	15	282
33	RAIGAD	0	12	8	516	7	383
34	THANE	0	89	3	586	6	572
	Total	745	80501	2416	162418	2719	86815

राज्यपुरस्कृत आवास योजना ग्रामीण - हप्ते वितरण

Sr. No.	Division	1st Installment (Daily Achievement)	1st Installment Remaining	2nd Installment (Daily Achievement)	2nd Installment Remaining	3rd Installment (Daily Achievement)	3rd Installment Remaining
1	AURANGABAD DIV.	274	15319	380	29859	271	13245
2	NAGPUR DIV.	301	6865	65	9790	67	4067
3	AMRAVATI DIV.	33	2982	119	12684	108	6451
4	PUNE DIV.	9	1938	33	4513	25	2288
5	NASHIK DIV.	13	2773	21	9219	13	5320
6	KONKAN DIV.	2	824	14	2961	14	1610
Total		632	30701	632	69026	498	32981

State Schemes 1st Ins Pending

State Schemes 2nd Ins Pending

State Schemes 3rd Ins Pending

SINDHUDURG	13
RATNAGIRI	58
NANDURBAR	84
SATARA	95
THANE	102
SANGLI	176
DHULE	254
PUNE	256
NASHIK	258
RAIGAD	297
WARDHA	336
PALGHAR	354
BULDHANA	438
NAGPUR	443
AKOLA	499
GADCHIROLI	507
BHANDARA	551
WASHIM	575
AMRAVATI	626
KOLHAPUR	697
SOLAPUR	714
JALGAON	758
PARBHANI	803
YAVATMAL	844
GONDIA	1033
JALNA	1125
LATUR	1205
AHMEDNAGAR	1419
OSMANABAD	1631
HINGOLI	1840
AURANGABAD	2486
BEED	2611
NANDED	3618
CHANDRAPUR	3995

SINDHUDURG	60
RATNAGIRI	152
SATARA	412
THANE	443
RAIGAD	588
SANGLI	802
PUNE	928
KOLHAPUR	954
NANDURBAR	975
NAGPUR	1085
WARDHA	1112
BHANDARA	1119
GONDIA	1130
SOLAPUR	1417
WASHIM	1461
GADCHIROLI	1597
NASHIK	1630
PALGHAR	1718
AHMEDNAGAR	1974
BULDHANA	2018
JALGAON	2081
PARBHANI	2494
DHULE	2559
AKOLA	2777
AMRAVATI	2792
JALNA	3251
OSMANABAD	3301
AURANGABAD	3519
HINGOLI	3600
YAVATMAL	3636
CHANDRAPUR	3747
LATUR	3841
NANDED	4597
BEED	5256

SINDHUDURG	46
RATNAGIRI	120
THANE	209
SATARA	268
NAGPUR	305
KOLHAPUR	341
SANGLI	388
BHANDARA	392
WARDHA	445
RAIGAD	544
GONDIA	552
PUNE	617
SOLAPUR	674
PALGHAR	691
WASHIM	782
NASHIK	837
PARBHANI	891
DHULE	945
NANDURBAR	999
HINGOLI	1046
AMRAVATI	1064
AKOLA	1078
CHANDRAPUR	1095
AHMEDNAGAR	1268
JALGAON	1271
GADCHIROLI	1278
OSMANABAD	1300
NANDED	1340
BULDHANA	1518
AURANGABAD	1668
LATUR	1854
YAVATMAL	2009
JALNA	2425
BEED	2721

राज्यपुरस्कृत आवास योजना ग्रामीण -हप्ते वितरण

Sr. No.	District	1st Installment (Daily Achivement)	1st Installment Remaining	2nd Installment (Daily Achivement)	2nd Installment Remaining	3rd Installment (Daily Achivement)	3rd Installment Remaining
1	AURANGABAD	119	2486	119	3519	78	1668
2	BEED	45	2611	143	5256	105	2721
3	CHANDRAPUR	257	3995	16	3747	7	1095
4	HINGOLI	47	1840	46	3600	26	1046
5	LATUR	41	1205	30	3841	19	1854
6	GADCHIROLI	7	507	30	1597	46	1278
7	YAVATMAL	6	844	33	3636	29	2009
8	AMRAVATI	14	626	28	2792	23	1064
9	WASHIM	6	575	16	1461	27	782
10	AKOLA	7	499	30	2777	10	1078
11	GONDIA	15	1033	14	1130	6	552
12	NANDED	14	3618	14	4597	4	1340
13	BULDHANA	0	438	12	2018	19	1518
14	OSMANABAD	4	1631	12	3301	14	1300
15	JALNA	0	1125	7	3251	17	2425
16	SOLAPUR	0	714	13	1417	11	674
17	PARBHANI	4	803	9	2494	8	891
18	BHANDARA	14	551	4	1119	2	392
19	PUNE	4	256	5	928	7	617
20	NASHIK	0	258	11	1630	4	837
21	PALGHAR	2	354	6	1718	7	691
22	AHMEDNAGAR	11	1419	1	1974	2	1268
23	SATARA	5	95	4	412	3	268
24	JALGAON	2	758	5	2081	4	1271
25	SANGLI	0	176	7	802	3	388
26	NAGPUR	5	443	1	1085	3	305
27	THANE	0	102	4	443	4	209
28	DHULE	0	254	4	2559	3	945
29	RATNAGIRI	0	58	3	152	3	120
30	WARDHA	3	336	0	1112	3	445
31	KOLHAPUR	0	697	4	954	1	341
32	RAIGAD	0	297	1	588	0	544
33	NANDURBAR	0	84	0	975	0	999
34	SINDHUDURG	0	13	0	60	0	46
	Total	632	30701	632	69026	498	32981

प्रधानमंत्री आवास योजना ग्रामीण - Delayed Houses

■ पहिला हप्ता मिळाल्यानंतर १२ महिने उलटूनही अपूर्ण घरकुले
 ■ पहिला हप्ता मिळाल्यानंतर १८ महिने उलटूनही अपूर्ण घरकुले
 ■ पहिला हप्ता मिळाल्यानंतर १० दिवसानंतरही दुसरा हप्ता न मिळालेले घरकुले

■ दुसरा हप्ता मिळाल्यानंतर १० दिवसानंतरही तिसरा हप्ता न मिळालेले घरकुले
 ■ तिसरा हप्ता मिळाल्यानंतर १० दिवसानंतरही अपूर्ण घरांची संख्या

जिल्हा	पहिला हप्ता मिळाल्यानंतर १२ महिने उलटूनही अपूर्ण घरकुले	पहिला हप्ता मिळाल्यानंतर १८ महिने उलटूनही अपूर्ण घरकुले	पहिला हप्ता मिळाल्यानंतर १० दिवसानंतरही दुसरा हप्ता न मिळालेले घरकुले	दुसरा हप्ता मिळाल्यानंतर १० दिवसानंतरही तिसरा हप्ता न मिळालेले घरकुले	तिसरा हप्ता मिळाल्यानंतर १० दिवसानंतरही अपूर्ण घरांची संख्या
AHMEDNAGAR	2446	1757	3148	1622	46
AKOLA	4190	3498	3515	859	585
AMRAVATI	7447	5581	7211	1513	1078
AURANGABAD	2398	2243	4903	1106	461
BEED	2184	1863	6818	1655	488
BHANDARA	6946	5226	4689	799	2320
BULDHANA	2640	2159	4049	861	740
CHANDRAPUR	3024	1950	3433	699	299
DHULE	5696	4097	5865	2299	1668
GADCHIROLI	3963	2452	2293	1236	932
GONDIA	1876	1807	3122	1020	145
HINGOLI	1029	667	2610	484	104
JALGAON	7868	6638	11085	2040	733
JALNA	1367	1081	3257	826	328
KOLHAPUR	1935	734	2371	293	111
LATUR	795	726	2735	469	54
NAGPUR	3329	2316	2549	449	585
NANDED	9647	9157	14681	2047	379
NANDURBAR	11519	9953	7037	4681	5218
NASHIK	7039	3580	4771	2069	1602
OSMANABAD	1043	584	1224	436	7
PALGHAR	902	645	1342	757	556
PARBHANI	858	737	4662	601	122
PUNE	2241	1725	1941	524	480
RAIGAD	733	239	478	232	163
RATNAGIRI	173	42	332	136	68
SANGLI	2998	2302	3481	587	157
SATARA	675	374	832	230	150
SINDDHURG	141	87	193	69	31
SOLAPUR	4942	4578	4972	1233	524
THANE	209	188	546	168	238
WARDHA	1153	804	947	212	248
WASHIM	1219	867	2541	440	98
YAVATMAL	6482	4365	6949	1827	1769